

## § 9.2.20 DARK SKIES

(A) PURPOSE AND INTENT. It is the purpose of this Section to maximize the preservation of the "valley" character of the Village and to minimize light pollution for the enjoyment of the citizens of the Village by:

- (1) using fixtures with good optical control to distribute light in the most effective and efficient manner;
- (2) using minimum amount of light to meet the lighting criteria;
- (3) using shielded outdoor light fixtures where required and wherever else feasible;
- (4) assuring that the light generated by outdoor fixtures does not extend beyond the property line of the property from which it emanates; and
- (5) requiring that certain outdoor light fixtures be turned off between 11:00 p.m. and sunrise per § 9.2.20(B)(1)(f).

### (B) GENERAL REQUIREMENTS.

(1) Outdoor light fixtures installed and maintained upon private property within commercial or residential zones shall comply with the following:

(a) Outdoor light fixtures shall be shielded such that light rays emitted by the fixture are projected at 45° from a point on fixture where light is emitted.

(b) Where used for security purposes, or to illuminate walkways, roadways, equipment yards and parking lots, only shielded outdoor light fixtures shall be utilized.

(c) Where used for on or off premise signs or for decorative effects or recreational facilities such as for building, landscape or ball field illumination, the outdoor light fixtures shall be equipped with automatic timing devices, be shielded and or focused to minimize light pollution.

(d) Outdoor fixtures shall be required to have all light focused downward.

(e) Outdoor light fixtures shall be limited to fifteen (15) feet in height.

(f) All outdoor light fixtures existing or hereafter installed and maintained upon private property within commercial or residential zones shall be turned off between 11:00 p.m. and sunrise except when permitted by the Director of Planning and Zoning. A permit will be issued if, in the opinion of the Director of Planning and Zoning:

1. the applicant can demonstrate that a legitimate threat to property or public safety would exist without continuous lighting;
2. the proposed recreational use is nonrecurring; and
3. the lighting is in all other ways in conformance with this Section.

(2) All illuminated on-premise signs for advertising purposes shall be turned off between 11:00 p.m. and sunrise except that on-premise signs may be illuminated while the business facility on the premises is open to the public.

(3) All outdoor light fixtures shall be installed in conformity with all other applicable provisions of the Village 2013 Codified Ordinances.

(4) Lighting exterior to the structures shall be shielded in such a manner as to confine emitted light within the boundary of the property from which it originated.

(5) All non-conforming residential outdoor lighting installed prior to the October 27, 2003 shall be altered or replaced in order to conform within two (2) years.

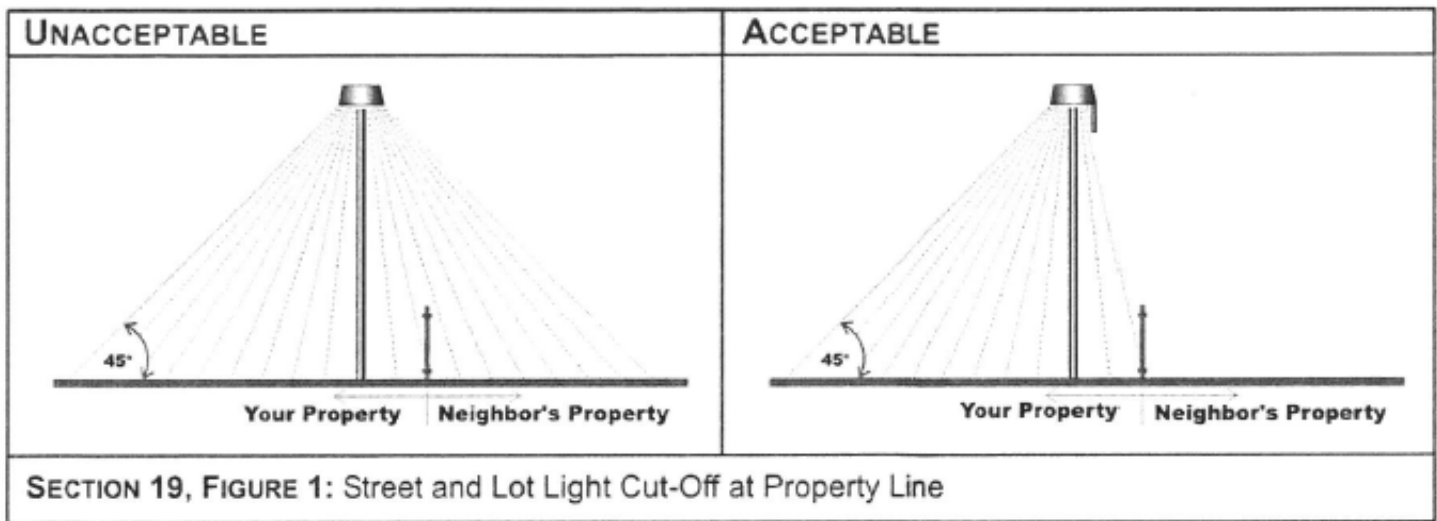
(6) All non-conforming commercial outdoor lighting installed prior to the October 27, 2003 shall be altered or replaced in order to conform within two (2) years.

(C) PROHIBITED LIGHTING.

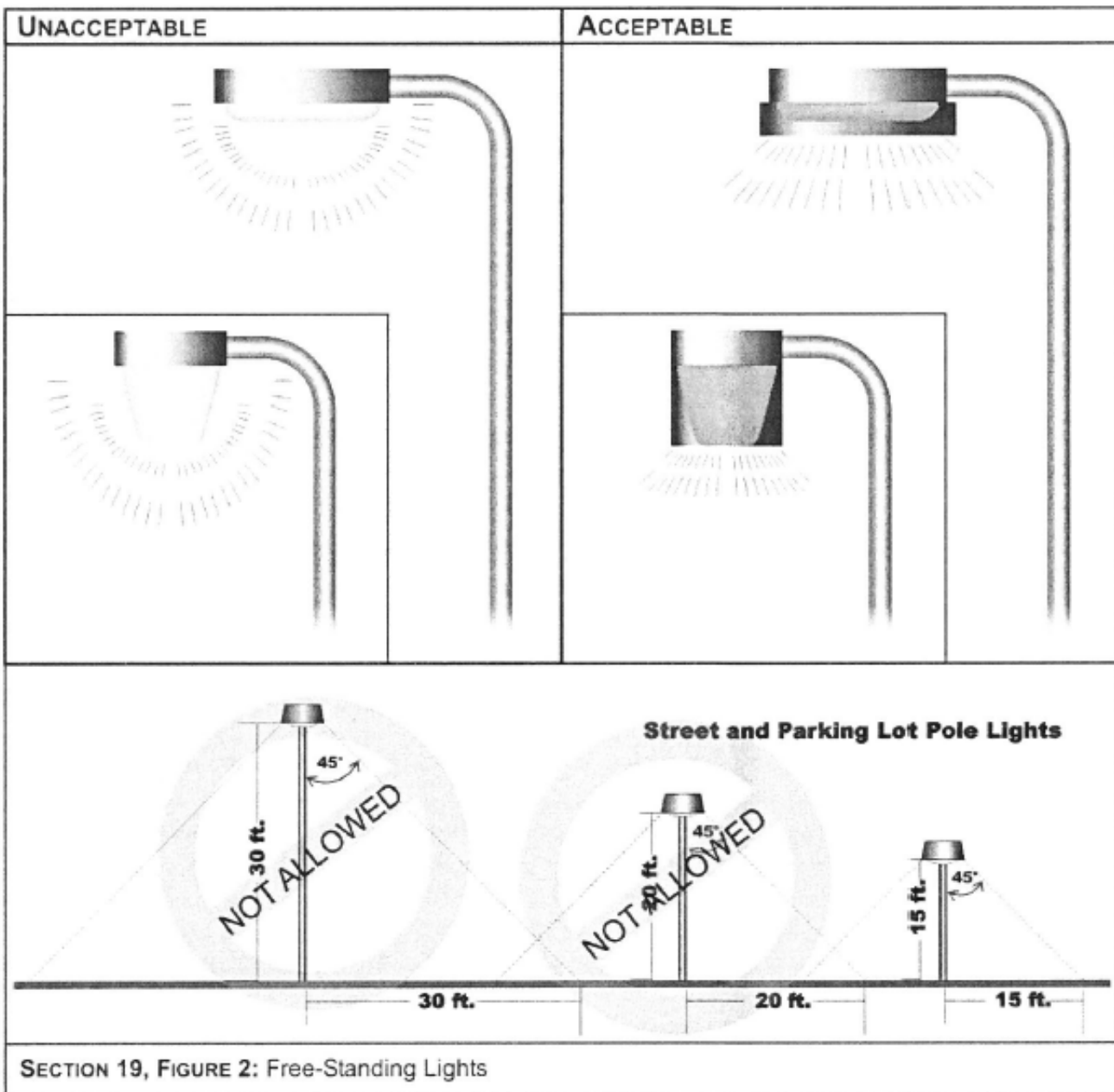
(1) Street lighting in residential areas is prohibited.

(2) Rotating, flashing, moving or stationary beacons of light used for advertising purposes or public events are prohibited.

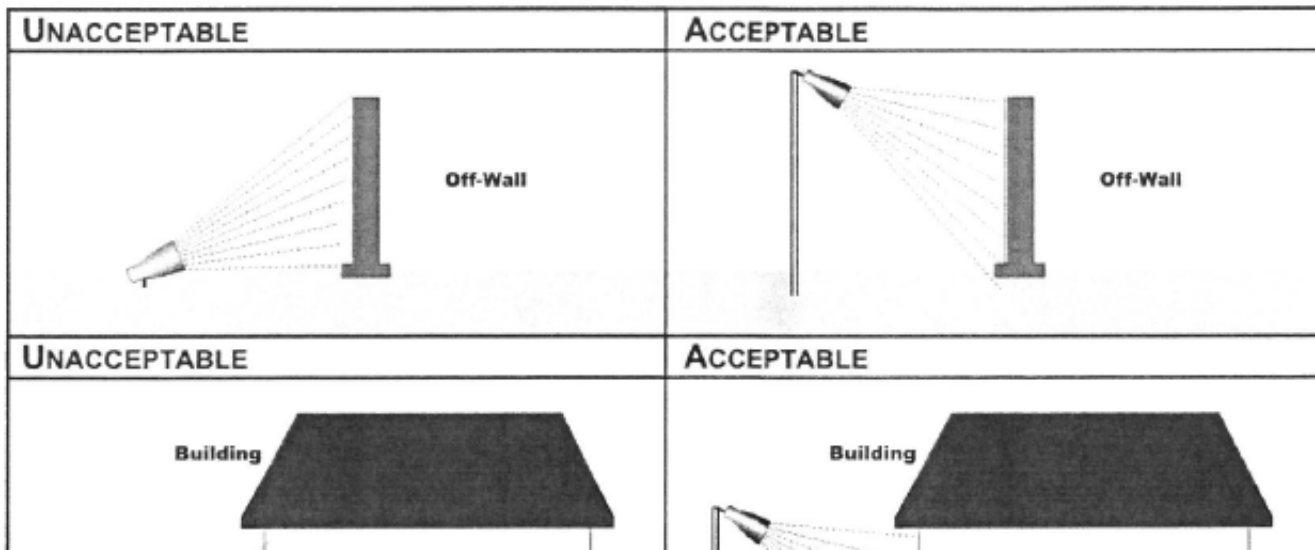
**FIGURE 1: Street and Lot Light Cut-Off at Property Line**

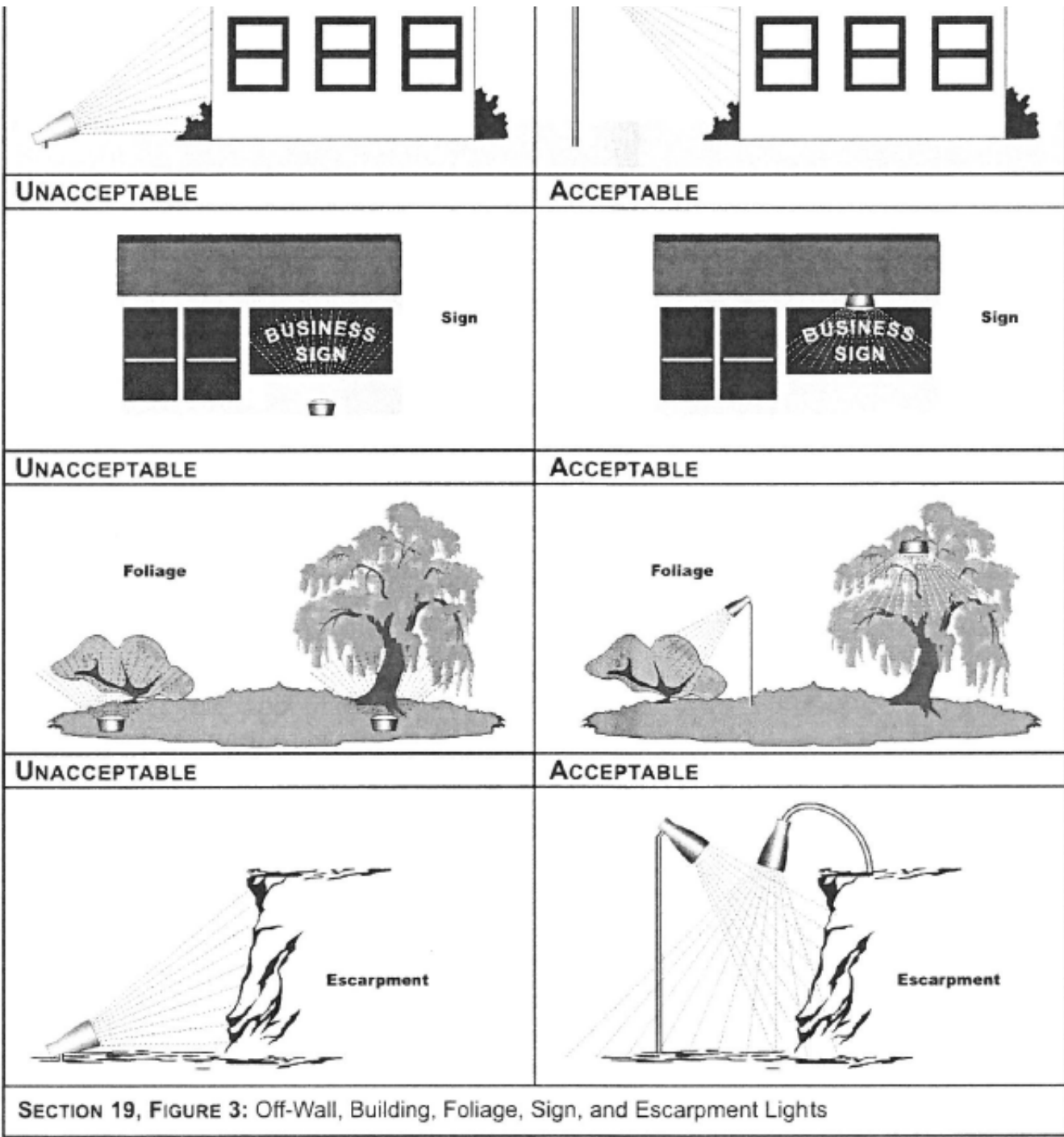


**FIGURE 2: Free-Standing Lights**


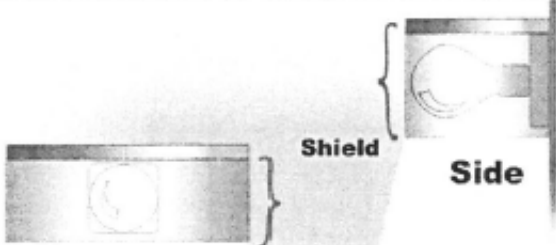
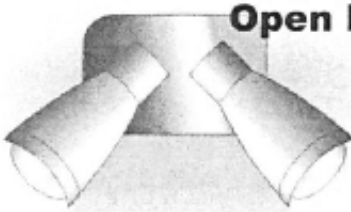







**FIGURE 3: Off-Wall, Building, Foliage, Sign, and Escarpment Lights**





**FIGURE 4: Acceptable Shielding, Hooding, and Aiming of Outdoor Wall-Mounted Light Fixtures**

<p><b>UNACCEPTABLE</b></p> <p><b>Wrap-Around Lenses</b></p>  <p><b>Front</b></p> <p><b>Side</b></p>	<p><b>ACCEPTABLE</b></p>  <p><b>Front</b></p> <p><b>Side</b></p> <p><b>Shield</b></p>
<p><b>UNACCEPTABLE</b></p> <p><b>Open Fixtures</b></p>  <p><b>Front</b></p>	<p><b>ACCEPTABLE</b></p>  <p><b>Front</b></p> <p><b>Side</b></p> <p><b>Shield</b></p>
<p><b>UNACCEPTABLE</b></p> <p><b>Exposed Bulb</b></p>  <p><b>Front</b></p>	<p><b>ACCEPTABLE</b></p> <p><b>Closed Top</b></p>  <p><b>Front</b></p> <p><b>Shield</b></p>
<p><b>UNACCEPTABLE</b></p> <p><b>Open Top</b></p>  <p><b>Front</b></p> <p><b>Shield</b></p>	<p><b>ACCEPTABLE</b></p> <p><b>Porch or Overhang</b></p>  <p><b>Front</b></p> <p><b>Shield</b></p>

SECTION 19, FIGURE 4: Acceptable Shielding, Hooding, and Aiming of Outdoor Wall-Mounted Light Fixtures